



Time to be more

Audit Course

SCHOOL OF LIBERAL STUDIES, PDMU

2019-23

Student Handbook

Batch 2019-23



School of Liberal Studies
Pandit Deendayal Petroleum University

Table of Contents

1. Introductory Note	02
2. What is Audit Course?	03
3. Objective of Audit Course	03
4. Tentative Schedule 2019–23	04
a. Warli Art	05
b. Pithora Art	07
c. Tie–Dye Work	08
d. Fire Safety and Disaster Managemensent	09
e. Adventure cum Nature Study Program	11
f. Mata ni Pachedi(Sacred Cloth Art)	12
g. Block Printing	13
h. Rural Internship	14
i. Sun Temple, Modhera	16
j. Patan ni Vav	17
k. Gandhi Ashram	18
l. Vegetable Dye Painting	19
m. Japanese Fan Making Workshop	20
n. Madhubani Art	21
5. Contact Detail of Officials for Audit Course	22
6. Policy for Audit Course	24
7. Undertaking	28

Introductory Note

The Handbook Audit Course 2019–23 is designed to provide students brief information on Audit Program offered by School of Liberal Studies, Pandit Deendayal Petroleum University. Students are instructed to read it thoroughly and to retain a copy of it for future reference.

In particular, the Handbook provides a list of varied activities (subject to change) to be performed by the students throughout the year, as well as the brief details for all the activities. Policy and Contact details of the Officials for Audit Course are also provided.

The Handbook is designed and prepared by the Audit Course Team
Dr. Neeta Khurana and Ms. Khushali Purohit.

We assure you the Audit Course will accrue the knowledge and skills to develop an extraordinary talent in you.

Have an enjoyable journey with the Audit Course.

What is Audit Course?

The School of Liberal Studies (SLS) offers an Audit course especially for its first year students. The course is a step towards one of the main objectives of SLS's, of enhancing creative thinking of a student and also to foster the scholarly teaching and learning culture, based on reflective and creative independence. The Audit Courses are envisioned to impart value based education and develop a skill set amongst its students to broaden their vision and experience and enabling them to stand out amongst their competitors. The School of Liberal Studies shall also provide certificate of participation for the related program.

An Audit course though not a credit- based course, provides a student a chance to learn the basic fundamental of a subject without the risk of under-performance resulting in a poor or failing grade. It is also helpful when reviewing a long-unstudied subject, or when first beginning the study of a discipline where one has little experience or confidence. An audit class is also for enjoyment with no need or desire of academic credit and a medium of inter disciplinary exposure.

It is important to note that successful completion of Audit Courses is necessary if a student wishes to obtain the Diploma of Liberal Studies.

Objectives of Audit Course

- To provide an opportunity to learn new skills
- To explore the hidden potential
- To gain practical exposure to different activities
- To be a leader
- To manage the workshops and develop team work spirit

Tentative Schedule

(Subject to change)

S.NO.	ACTIVITY
1	Ceremonial Day Parade (for selected students only)
2	Mata Ni Pachedi (Sacred Art cloth)
3	Pithora Art workshop
4	Tie-Dye Art
5	Fire safety& Disaster Preparedness Drill
6	Adventure cum Nature Study prog @Bakore
7	Block printing workshop
8	Warli art workshop
9	Rural internship /AEISEC Internship
10	Ceremonial day parade (for selected students only)
11	Sun temple , Modhera
12	Rani kiVav, patan
13	Gandhi Ashram Visit
14	Vegetable Dye painting
15	Japanese fan making workshop
16	Cycle trip
17	Army coaching centre, Chiloda Visit
18	Madhubani Art

Few Optional Activities

S.N	Activity
1	Fired Material Workshop
2	Glass Etching
3	Visit at INS Valsura, Jamnagar (Selected Students Only)
4	Plantation
5	Cycle Trip (Selected Students Only)
6	Awareness Campaign
7	Bonsai Making Workshop
8	Visit to Artillery regiment@Dhandhuka
9	Crochet Workshop
10	Lecture by ex-Olympians

Warli Art

Warli's is a tribal community living in Dangs and Maharashtra. The Warli's, live a simple life. Most of them are farmers and hunters. The unique aspect of the Warli community is their art. The art is usually used to adorn and decorate houses.




The Warli paintings use minimal materials, simple shapes yet they express their thoughts elegantly. The lifestyle of the warli's is simple and connected to nature. They believe nature will provide them with everything when they need it. The mindset to hoard and save for the future is not prevalent.



Pithora Art

A Pithora is a living testament of an ever changing ethos exemplifying highly enriched Folk Art Culture of Gujarat. It was originated from an ancient ritualistic tradition of mural paintings initiated within tribal beliefs and customs in the region of Chhota Udaipur and Vadodara district. The Pithora contains elements drawn from oral history, tribal legends and fantasy, stunning horses, birds and animals, hills and topography. The Pithora murals still continues to hold its place of pride and high ritual in tribal society today.



Shri Desing Rathwa and Shri Haribhai Rathwa are self taught born Pithora artists from village TEJGADH in Chhota Udaipur district, Gujarat. They are demonstrating the Pithora art in various institutes and colleges to



promote the Pithora art. They are associated with the BHAASHA NGO in Tejgadh, working for the Panchmahal tribes since 2004 and doing the Pithora work. Their works are displayed at various national exhibitions, art and craft fairs.

Tie - Dye Work

Tie-dye is a process of tying and dyeing a piece of fabric or cloth which is made from knit or woven fabric, usually cotton; typically using bright colors. It is a modern version of traditional dyeing methods used in many cultures throughout the world.




Tie-dyeing is accomplished by folding the material into a pattern, and binding it with string or rubber bands. Dye is then applied to only parts of the material. The ties prevent the entire material from being dyed. Designs are formed by applying different colors of dyes to different sections of the wet fabric. Once complete, the material is rinsed, and the dye is set.



Fire Safety and Disaster Management

Industrial Fire & Safety Management Academy is a Bilimora based leading provider of fire and safety detection, protection, training and consultancy. All the faculty has more than five years teaching experience in professional training like General Safety, Hazard Management, Electrical Safety in various industries.



The module includes the interactive session with inputs of information, education and practical training. Mock drills are part of the training where local resources argued in different scenarios for response and rescue. Adequate opportunity is given to participants practice.

Module for workshop

Sr.No.	Topic
1	Introduction and Ice Breaking
2	Information about Disaster Management
3	Basic of Fire
4	Basic of Fire Fighting, Traditional Methods
5	Fire Fighting Methods (Conventional)
6	Lunch Break
7	Practical Fire Fighting
8	Information about Search and Rescue
9	Basic Techniques of Searching People in Buildings
10	Practical of Search and Rescue
11	Possible Major Disasters
12	Role of Civilians in Disaster Management
13	Question and Answer Session


List of Faculties

- 1) Manish Desai (Managing Director)
- 2) Arjunsingh Sardar (Managing Trustee)




Adventure cum Nature Study Program

Bakore is named after the mythological character of Bakasur. Nearby to Bakore is the famous Kaleshwari archeological site which you will be visiting. It is a rolling countryside with Arravalli Hills all around and once was a Tiger country. Today, if we even see the pugmarks of a Leopard, it will be our good luck. The place is also known to have a number of seasonal wetlands and nearby there is a waterfall where a number of picnickers go.



The campsite is located in bakor village in north gujarat very close to the rajasthan border. It is about 140 km from ahmadabad.



Activities: The two-day camp involves trekking, knots learning, bird watching, Tree education, cross country trek, flora and fauna introduction, Plantation, Obstacle, Heritage site visit.

Things to Carry: Pull over, sweater, 2 pairs of clothes, water bottle, toilet kit, towel, shoes-shocks, cap, torch, bird book, binocular, personal medicine, mosquito repellent cream, Note pad & pen. Camera and its kit at own risk.

Mata Ni Pachedi

The art form is also known as 'Kalamkari of Gujarat' due to its resemblance to the Kalamkari of South India, which is the same method of painting, namely using a pen (kalam) made out of bamboo. Mata ni pachedi which basically means "behind the idol of the Goddess" is a cloth enshrined with painting narratives of Goddess Durga in her various incarnations.



The pachedis are essentially an expression of the divine cosmic energy of the mother goddess and the unified manifestation of the creative and the destructive principles in her person. It is believed that the nomadic Devipujak community (Vaghari) of Gujarat belonged to a lower caste and were labeled as 'untouchables'; due to which they were barred from entering temples and other religious places. To overcome this repugnant restrictive practice they found an ingenious solution and created their own shrines of worship. They painted illustrations of the Goddess on a piece of cloth known as Mata ni pachedi, hung it behind the temple and directed their worship at the paintings of the Goddess. At the center of each pachedi was the main picture of the Goddess surrounded with images from the legends of her life.

This way a beautiful folk-art form Mata ni pachedi came into existence!



Block Printing

Block printing is one of the oldest techniques used to create imprints and marks on fabric to create splendid fabrics. Block printed fabrics from India have been and continue to be the country's most popular exports to the world. It is a technique which allows you to reproduce an image on paper, textile, or fabric.



Shri Jayantibhai Chitara is a renowned artist of the Kalamkari and Block Printing form and has many exhibitions to his credit. He has experience of 35–40 years in Block Printing. He has been conducting workshops in NID, NIFT, MSU since years and also awarded with National Merit Certificate.

During these workshops students will develop their skills in block printing and also gain experience by learning and working alongside skilled craftsman. It is very interesting to see how the prints are handmade with small wooden blocks, usually with different colors extracted from nature as well as Pigment dye colour with Binder.



RURAL INTERNSHIP

It is a **compulsory** internship which is to be completed at the end of 1ST Semester. Any student going for AIESEC internship is required to Inform the Faculty Coordinators by **November 30, 2019**.

A GLIMPSE OF RURAL INTERNSHIP





Sun Temple, Modhera

The Sun Temple is a Hindu temple dedicated to the solar deity Surya located at Modhera village of Mehsana district, Gujarat, India. It is situated on the bank of the river Pushpavati. It was built in 1026–27 AD




during the reign of Bhima I of the Chaulukya dynasty. No worship is offered now and is protected monument maintained by Archaeological Survey of India. The temple complex has three components: Gudhamandapa, the shrine hall; Sabhamandapa, the assembly hall and Kunda, the reservoir. The halls have intricately carved exterior and pillars. The reservoir has steps to reach bottom and numerous small shrines.



Rani ki Vav, Patan

Rani ki Vav(Queen's step well) is an intricately constructed stepwell situated in the town of Patan in Gujarat, India. It is located on the banks of Saraswati River. Rani ki Vav was built as a memorial to an 11th century AD king Bhimdev I. It was added to the list of UNESCO's World



Heritage Sites on 22 June 2014. Stepwells are a distinctive form of subterranean water resource and storage systems on the Indian subcontinent, and have been constructed since the third millennium BC. It has seven levels of stairs and holds more than 500 principal sculptures.

Rani ki Vav was constructed during the rule of the Chaulukya dynasty. It is generally assumed that it was built in the memory of Bhima I (r. c. 1022-1064) by his widowed queen Udayamati and probably completed by Udayamati and Karna after his death. A reference to Udayamati building the monument is in Prabandha Chintamani, composed by the Jain monk Merunga Suri in 1304 AD.

GANHDI ASHRAM

The Sabarmati Ashram (also known as Harijan Ashram) was home to Mohandas Gandhi from 1917 until 1930 and served as one of the main



centres of the Indian freedom struggle. Originally it was called the Satyagraha Ashram, reflecting the movement toward passive resistance launched by the Mahatma. It was also from here on 12 March 1930 that Gandhi launched the famous Dandi March 241 miles from Ashram (with 78 companions) in protest of the British Salt Law, which taxed Indian salt in an effort to promote sales of British salt in India

The Ashram now has a Museum also. This had originally been located in 'Hridaya Kunj', Gandhi's own cottage in the Ashram. Then in 1963, having been designed by the architect Charles Correa, the Museum was built. The Sangrahalaya was then re-located into the well-designed and well-furnished Museum building and was inaugurated by Jawaharlal Nehru, Prime Minister of India on 10 May 1963. Memorial activities could then continue.



Vegetable Dye Painting



The art and technology of permanently coloring cloth with dye originated in India and spread throughout the world via trade. As early as 3000 BCE, Indian dyers were producing solid colored and patterned cloth using vegetable dyes and mordents. Some of the

cloth was patterned through printing, a technique that uses very simple tools.

Graphical, vivid, multicolored animated images of gods and goddesses, devotees and followers, flora and fauna, splurge the magnificence of narrative art of Mata-ni-Pachedi.

Shri JayantibhaiChitara is a renowned artist of the Kalamkari and Block Printing form and has many exhibitions to his credit. He has experience of 35-40 years in Block Printing. He has been conducting workshops in NID, NIFT, MSU since years and also awarded with National Merit Certificate.

During these workshops students will develop their skills in vegetable dye painting and also gain experience by learning and working alongside skilled craftsman.



Japanese Fan Making Workshop

Japanese fans are made of paper on a bamboo frame, usually with a design painted on them. In addition to folding fans the non-bending fans are popular and common place. The fan is primarily used for fanning oneself in hot weather. The Mai Ogi (or Japanese dancing fan) has ten sticks and a thick paper mount showing



the family crest, and Japanese painters made a large variety of designs and patterns. The slats, of ivory, bone, mica, mother of pearl, sandalwood, or tortoise shell, were carved and covered with paper or fabric. Folding fans have "montures" which are the sticks and guards, and the leaves were usually painted by craftsmen. Social significance was attached to the fan in the Far East as well, and the management of the fan became a highly regarded feminine art. Fans were even used as a weapon – called the iron fan, or tessen in Japanese.

Mr. Ujal Shah holds a Ph.degree in Japanese Art from Kansai University, Japan. He won five best international awards in miniature Japanese kites in 2008 and 2001 in Indonesia and 2010, 2011 in Malaysia and Hong-kong.

Madhubani Art

Madhubani – Mithila Painting (also called Madhubani art or Mithila painting) is practiced in the Mithila region of India and Nepal. Painting is done with fingers, twigs,

brushes, nib-pens, and matchsticks, using natural dyes and pigments, and is

characterised by eye-catching geometrical patterns. There is ritual content for

particular occasions, such as birth or marriage, and festivals, such as Holi, Surya

Shasti, Kali Puja, Upanayana, Durga Puja.



Contact Details of Officials for Audit Program

(In case of emergency)

No.	Name	Designation	Contact Number
1	Dr. Neeta Khurana	Overall Coordinator and Advisor	23275227, 9825234042
2	Ms. Khushali Purohit	Audit Course	23275242, 9925598980
3	Dr. Nigam Dave	Dean, SLS	23275223, 9825351700

Contact Details of Official for Transportation Facility

(In case of emergency)

No.	Name	Designation	Contact Number
1	Mr. Vipul Parekh	Coordinator - Transportation	9099086282
2	Mr. Kiran Shah	Coordinator - Transportation	9979882468

MENTOR

Parth Parekh - 9586008839

Devanshu Vora - 9409309200

Vaidehi Korat - 9687672356

Contact Details of Student Coordinators

SN	Name	Contact Number	SN	Name	Contact Number
1	Raj Ranipa	9537971808	19	Vidhi Sharma	9112250350
2	Krunal Hindocha	8758299099	20	Purwa Thummar	6354639269
3	Sakshi Jain	9879440528	21	Aastha Shukla	7698697225
4	Nandita Chauhan	9825977416	22	Srushti Desai	8780463356
5	Rutvi Sidpara	7016555451	23	Vrutika Doshi	7567741313
6	Likhil Shah	7405277420	24	Tirth Manavadaria	9428791551
7	Yash Karia	8000649494	25	Chinmay Rajput	7572890909
8	Tejash Gondaliya	9104602552	26	Minhal Sherathiya	9408272942
9	Aashi Khandelwal	9712948606	27	Neel Kakadiya	9723263876
10	Hemangi Rajpal	9081895747	28	Hima Dhingani	6353904144
11	Tulasi Sushra	9638316466	29	Zansi Vaishnani	6354528898
12	Haily Shah	9824244125	30	Madhav Rakholiya	9904881080
13	Dhimahi Vyas	9586383550	31	Amiraj Vala	9104100036
14	Ritul Shakarwal	9173889743	32	Kervi Sangani	7984654712
15	Yash Mori	9537150998	33	Falgun Bagdai	7016689162
16	Monal Thummar	6354548364	34	Lohit Jain	9131290076
17	Parth Thakkar	7359614381	35	Zeel Dobariya	7600121031
18	Vedant Solanki				

POLICY FOR AUDIT COURSE

1. RULES & REGULATIONS

- All weekends are earmarked for Audit Course and students should be prepared to attend the same at short notice as the scheduling depends heavily on the availability and time of the resource persons.
- A student attending an audit course is required to participate in all the audit programs including compulsory program during the year.
- Resource people for any activities are subject to change.
- Date & Time of the program are subject to change in case of unavoidable situations.

1.1 CONDUCT

- 1.1.1 Students have to follow all the rules & regulations of PDPU during the workshop either on the campus or off the campus.
- 1.1.2 Alleged misconduct and violations of University policies and practices will be forwarded to the University's Disciplinary Committee for necessary actions.
- 1.1.3 Students must carry their I-cards with them during all workshops and out-station tours.
- 1.1.4 If a student has any concerns regarding the resource person or his/her team, he/she should convey it to the Project officer/PDPU faculty/staff present during the workshop/trip, rather than react or address the situation on his/her own. In case he/she fails to do so then the responsibility will lie on the individual concerned.
- 1.1.5 Resource person will be the authority during the workshop and students will have to follow the instruction given by the resource person for the effective execution of the workshop.
- 1.1.6 Student must submit a Questionnaire form (standard format for the same will be given from the school) for each activity they took part in.

- 1.1.7 During outdoor trips boys and girls will remain in separate quarters and behave decently and respectfully with each other in public and private spaces. They will strictly follow the instructions of the faculty and /or in charge official accompanying them.
- 1.1.8 Students are responsible to keep the working tables and surroundings clean after the completion of the workshop.
- 1.1.9 Students are required to bring/submit the art work as and when required by the Audit Course office

1.2 ATTENDANCE

- 1.2.1 Students will have to reach to the workshop venue 10 min before the commencement of the workshop.

1.3 PENALTY

- 1.3.1 If a student fails to reach to the class or the workshop venue on time (on the beginning and after the break), he/she will be considered absent and will have to pay fine of Rs. 1000/-
- 1.3.2 In case of unavoidable situation, student will have to take prior permission from the Program Coordinator to drop the program & he/she will have to attend the optional program to meet the requirement as directed by the Program Coordinator.
- 1.3.3 Any student who refrains to pay the penalty charges due on him/her, the degree certificate of the said student shall be withheld till the penalty charges are cleared.

1.4 LIABILITY

- 1.4.1 The University will not be responsible for any loss or damage made by the student during the course of this workshop may it be, in or off the campus.

- 1.4.2 The University will not be held responsible for any mishap(s)/accident(s) or any medical problem related to student in and out of the campus.
- 1.4.3 The student who gets him/her self-enrolled for the outdoor course shall bear their own liability related to health and safety.
- 1.4.4 Any program/event may be cancelled/postponed/modified at the discretion of the Audit program Coordinator.
- 1.4.5 Any loss of property or tangible structures/objects by the student within the university premises or outside the premises shall be borne completely by student himself/herself. If found necessary, strict actions for the said loss/ damage/ accident will be taken, on the discretion of the Audit Program Coordinator.

1.5 PROPRIETORSHIP

- 1.5.1 The student acknowledges that she/he makes no claim of any outcome in any form/design/photos/movies/clips during the course tenure till the period of 1 year from the date of the commencement of that particular program.
- 1.5.2 The student if required can take prior permission from the Audit Program Coordinator for the use of the design/movie/photos/clips etc before its public use.
- 1.5.3 The Audit Program Coordinator holds the power to reject the use of the particular property if the public use of the same is against the benefit of the University.

1.6 CERTIFICATES

- 1.6.1 The Audit Program completion will be mentioned on the degree certificate of the student.

1.7 FEES

The University shall charge no extra fees for the Audit Course.

(All the necessary requirements and miscellaneous costs related to the project/Assignments etc undertaken during the course in and off the campus will be provided by the School.)

2. DISCLAIMER

- Audited courses will appear on the Pandit Deendayal Petroleum University transcript with an indication that the courses were audited.
- The student during the Audit Course shall be subjected to the Rules & Regulations of the PDPU including the activities included outside the campus.

Policy has been prepared by Ms. Kritika Pande, Law Executive, PDPU

UNDERTAKING

I, Roll number _____, certify that I shall follow all the required guidelines, code of conduct, and safety instructions and practices for me and my peers.

I have read and understood the policy for Audit Courses and I hereby irrevocably and unconditionally undertake and agree to abide by and be bound by the terms and conditions well mentioned in the policy of Audit Course.

Now in consideration of the foregoing, I hereby declare and agree as follows:

I will not earn any credit for the course on the basis of the attendance or from work done during the term of the Audit course.

I will solely be responsible for any damage or loss of property or tangible structures/objects by me within the university premises or outside the premises and hence shall bear its cost as required.

The University shall hold the proprietorship of the outcome of this course in any form (design/photos/movies/clips etc) for the period of one year from the commencement of that particular program. Hence, I will be presenting them whenever demanded by University.

Name of the Student

Student's Signature

Date:

Parent's/Gaurdian's Signature

Date:

Parents' / Guardians' Feedback (if any):

.....

.....

.....

.....

.....

.....

.....

.....

.....

.....

Thank You